

Voltage Controlled Oscillator

ROS-800-719+

5V Tuning for PLL IC's 797 to 806 MHz



CASE STYLE: CK605
PRICE: \$19.95 ea. QTY (5-49)

+ RoHS compliant in accordance with EU Directive (2002/95/EC)

The +Suffix has been added in order to identify RoHS Compliance. See our web site for RoHS Compliance methodologies and qualifications.

Features

- Linear Tuning characteristics
- Very low Phase Noise
- Low Pushing
- Low Pulling
- Aqueous washable

Applications

- Wireless communications
- Cellular infrastructure

Electrical Specifications

MODEL NO.	FREQ. (MHz)		POWER OUTPUT (dBm)	PHASE NOISE dBc/Hz SSB at offset frequencies, kHz				TUNING					NON HARMONIC SPURIOUS (dBc)	HARMONICS (dBc)		PULLING pk-pk @12 dB (MHz)	PUSHING (MHz/V)	DC OPERATING POWER				
	Min.	Max.		Typ.	1	10	100	1000	Min.	Max.	Typ.	Typ.		Typ.	Typ.			Max.	Typ.	Typ.	Vcc (volts)	Current (mA)
	Typ.																					
ROS-800-719+	797	806	-0.5	-93	-118	-140	-162	0.5	5	7	20	115	-90	-24	-18	0.2	0.2	5	35			

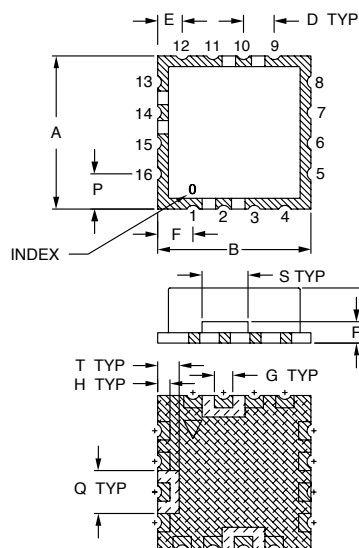
Pin Connections

RF OUT	10
VCC	14
V-TUNE	2
GROUND	1,3,4,5,6,7,8,9,11,12,13,15,16

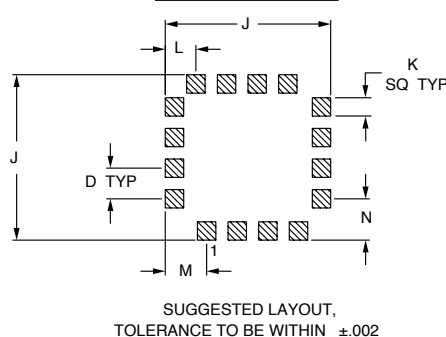
Maximum Ratings

Operating Temperature	-55°C to 85°C
Storage Temperature	-55°C to 100°C
Absolute Max. Supply Voltage (Vcc)	7V
Absolute Max. Tuning Voltage (Vtune)	7V
All specifications	50 ohm system

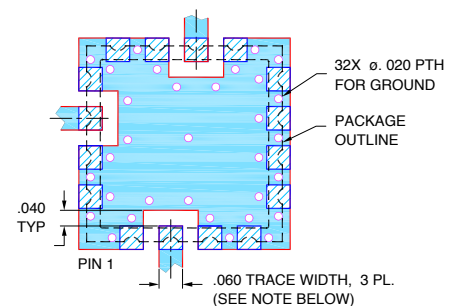
Outline Drawing



PCB Land Pattern



Demo Board MCL P/N: TB-10 Suggested PCB Layout (PL-012)



- NOTES:**
1. TRACE WIDTH IS SHOWN FOR RF4 WITH DIELECTRIC THICKNESS .030" ± .002"; COPPER: 1/2 OZ. EACH SIDE. FOR OTHER MATERIALS TRACE WIDTH MAY NEED TO BE MODIFIED.
 2. BOTTOM SIDE OF THE PCB IS CONTINUOUS GROUND PLANE.
- DENOTES PCB COPPER LAYOUT WITH SMOBC (SOLDER MASK OVER BARE COPPER)
 - DENOTES COPPER LAND PATTERN FREE OF SOLDER MASK

Outline Dimensions (inch/mm)

A	B	C	D	E	F	G	H	J	K	L	M	N	P	Q	R	S	T	wt.
.500	.500	.180	.100	.080	.115	.060	.040	.540	.060	.100	.135	.135	.115	.140	.070	.150	.070	grams
12.70	12.70	4.57	2.54	2.03	2.92	1.52	1.02	13.72	1.52	2.54	3.43	3.43	2.92	3.56	1.78	3.81	1.78	1.0



P.O. Box 350166, Brooklyn, New York 11235-0003 (718) 934-4500 Fax (718) 332-4661 For detailed performance specs & shopping online see Mini-Circuits web site



The Design Engineers Search Engine Provides ACTUAL Data Instantly From MINI-CIRCUITS At: www.minicircuits.com

RF/IF MICROWAVE COMPONENTS



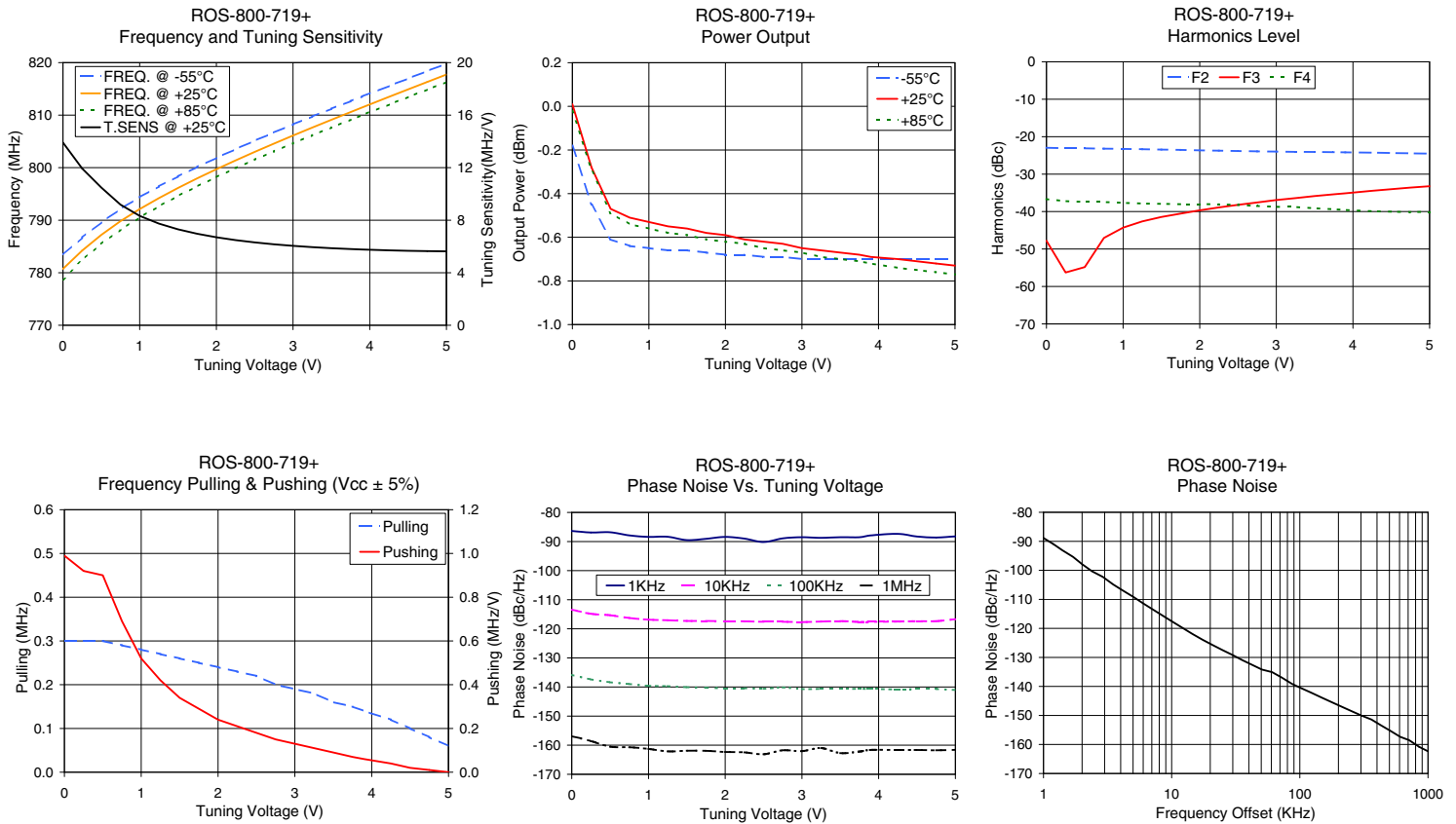
REV. OR
M115158
EDR-8482F1
ROS-800-719+
RAV
080423
Page 1 of 2

Performance Data & Curves*

ROS-800-719+

V TUNE	TUNE SENS (MHz/V)	FREQUENCY (MHz)			POWER OUTPUT (dBm)			Icc (mA)	HARMONICS (dBc)			FREQ. PUSH (MHz/V)	FREQ. PULL (MHz)	PHASE NOISE (dBc/Hz) at offsets				FREQ OFFSET (KHz)	PHASE NOISE at 800 MHz (dBc/Hz)
		-55°C	+25°C	+85°C	-55°C	+25°C	+85°C		F2	F3	F4			1kHz	10kHz	100kHz	1MHz		
0.00	13.91	783.4	780.7	778.7	-0.18	0.01	-0.02	24.91	-23.0	-47.8	-36.7	0.99	0.30	-86.4	-113.4	-135.8	-156.9	1.0	-88.85
0.25	11.94	786.7	784.2	782.4	-0.45	-0.28	-0.29	25.01	-23.1	-56.3	-37.2	0.92	0.30	-86.9	-114.8	-137.4	-158.6	2.0	-97.87
0.50	10.49	789.6	787.2	785.5	-0.61	-0.47	-0.49	25.07	-23.1	-54.8	-37.4	0.90	0.30	-86.8	-115.3	-138.4	-160.5	3.5	-104.87
0.75	9.19	792.1	789.8	788.2	-0.64	-0.51	-0.54	25.10	-23.2	-47.0	-37.4	0.69	0.29	-87.9	-116.3	-139.0	-160.7	6.0	-111.41
1.00	8.33	794.4	792.1	790.5	-0.65	-0.53	-0.56	25.12	-23.3	-44.3	-37.7	0.52	0.28	-88.4	-116.9	-139.6	-161.3	8.5	-115.60
1.25	7.74	796.4	794.2	792.6	-0.66	-0.55	-0.58	25.14	-23.3	-42.6	-37.9	0.42	0.27	-88.4	-117.1	-139.7	-162.1	10.0	-117.53
1.50	7.30	798.3	796.1	794.6	-0.66	-0.56	-0.59	25.15	-23.5	-41.4	-37.9	0.34	0.26	-89.5	-117.3	-140.1	-161.9	20.8	-125.72
1.75	6.97	800.1	798.0	796.4	-0.67	-0.58	-0.61	25.17	-23.5	-40.6	-38.0	0.29	0.25	-89.1	-117.3	-140.3	-161.9	35.5	-130.93
2.00	6.70	801.9	799.7	798.2	-0.68	-0.59	-0.62	25.18	-23.7	-39.7	-38.0	0.24	0.24	-88.4	-117.4	-140.4	-162.3	60.7	-135.06
2.25	6.48	803.5	801.4	799.9	-0.68	-0.61	-0.63	25.20	-23.7	-38.9	-38.1	0.21	0.23	-89.0	-117.4	-140.4	-162.5	86.7	-139.11
2.50	6.31	805.1	803.0	801.5	-0.69	-0.62	-0.65	25.21	-23.8	-38.2	-38.2	0.18	0.22	-90.2	-117.6	-140.6	-163.1	100.0	-140.38
2.75	6.16	806.7	804.6	803.1	-0.69	-0.63	-0.66	25.22	-23.9	-37.6	-38.5	0.15	0.20	-88.9	-117.6	-140.1	-161.7	148.1	-143.84
3.00	6.05	808.2	806.1	804.6	-0.70	-0.65	-0.67	25.24	-24.0	-36.9	-38.7	0.13	0.19	-88.5	-117.7	-140.7	-162.0	253.0	-148.50
3.25	5.95	809.7	807.6	806.2	-0.70	-0.66	-0.69	25.25	-24.1	-36.4	-38.8	0.11	0.18	-88.7	-117.5	-140.6	-161.0	302.4	-150.03
3.50	5.87	811.2	809.1	807.7	-0.70	-0.67	-0.70	25.27	-24.1	-35.9	-39.1	0.09	0.16	-88.5	-117.3	-140.7	-162.7	361.5	-151.39
3.75	5.80	812.7	810.6	809.1	-0.70	-0.68	-0.71	25.28	-24.2	-35.4	-39.4	0.07	0.15	-88.5	-117.6	-140.6	-162.2	432.2	-153.46
3.90	5.77	813.5	811.5	810.0	-0.70	-0.69	-0.72	25.29	-24.2	-35.1	-39.6	0.06	0.14	-87.9	-117.6	-140.7	-161.6	507.5	-155.26
4.25	5.71	815.5	813.5	812.0	-0.70	-0.70	-0.74	25.31	-24.3	-34.5	-39.9	0.04	0.12	-87.4	-117.5	-140.8	-161.6	712.4	-158.51
4.50	5.67	817.0	814.9	813.4	-0.70	-0.71	-0.75	25.33	-24.4	-34.0	-40.0	0.02	0.10	-88.3	-117.4	-140.7	-161.7	851.6	-160.80
5.00	5.63	819.8	817.7	816.3	-0.70	-0.73	-0.77	25.36	-24.5	-33.2	-40.1	0.00	0.06	-88.2	-116.7	-141.0	-161.6	1000.0	-162.35

*at 25°C unless mentioned otherwise



P.O. Box 350166, Brooklyn, New York 11235-0003 (718) 934-4500 Fax (718) 332-4661 For detailed performance specs & shopping online see Mini-Circuits web site



The Design Engineers Search Engine Provides ACTUAL Data Instantly From MINI-CIRCUITS At: www.minicircuits.com

RF/IF MICROWAVE COMPONENTS